

# 继电器+电磁阀

## OEG\_PCB继电器

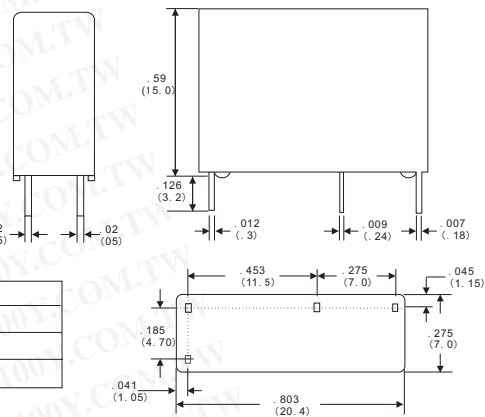


- 特点:**
- 细轮廓, L20.4 x W7 x H15 (mm).
  - 1 Form A (SPST-NO) 触点排列
  - 高电介质容量 4kV.
  - UL, CSA, VDE 认证
  - 密封外壳可以防止浸泡进水
  - 无镉触点.

Wiring Diagram (Bottom View)



UL File No. E82292  
CSA File No. 1031444  
VDE File No. 122301



触点数据@	20°C
安排:	1 Form A (SPST-NO).
材料:	AgSnO
最大开关率:	300 ops./min. (no load). 20 ops./min. (rated load).
预测机械寿命:	5million operations (no load).
预测电子寿命:	100,000 operations (rated load).
最小装载:	100mA @5VDC.
初触点电阻:	100 milliohms @ 1A,6VDC.

线圈数据

电压:	5 to 24VDC.
一般功率:	200 mW.
最大线圈功率:	130% of nominal.
使用率:	Continuous.

环境数据

温度范围:	<b>Operating:</b>	-30°C to + 70°C.
冲击	<b>Mechanical:</b>	10 to 55 Hz., 1.5mm double amplitude
	<b>Operational:</b>	10 to 55 Hz., 1.5mm double amplitude.
振动	<b>Mechanical:</b>	1,000m/s <sup>2</sup> (100G approximately).
	<b>Operational:</b>	100m/s <sup>2</sup> (10G approximately).
工作湿度:		20 to 85% RH. (Non-condensing).

初绝缘电阻	
在相互绝缘元素之间:	1,000M ohms min. @ 500VDC.

机械数据:	
末端:	Printed circuit terminals.
重量:	约0.14 oz. (4g)

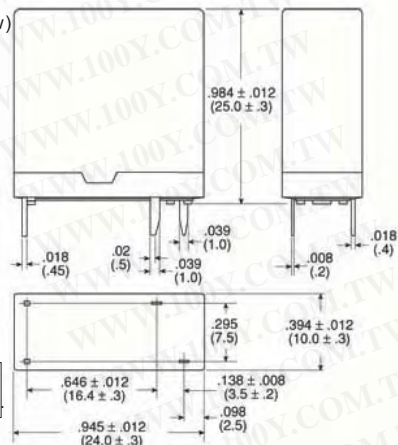
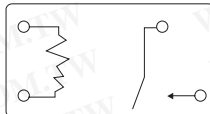
100Y 编号	厂商编号	制造厂商	说明	Type	Contact Arrangement	Contact Rating	Coil Voltage	Recognized Safety	Outline L*W*H
47048	PCJ-105D3MH	OEG	OEG_PCB 继电器	PCJ, 1 pole	1 Form A	5A 250VAC/28VDC	5VDC	UL, CSA, VDE	20.4*7.0*15
47049	PCJ-112D3MH	OEG	OEG_PCB 继电器	PCJ, 1 pole	1 Form A	5A 250VAC/28VDC	12VDC	UL, CSA, VDE	20.4*7.0*15
48159	PCJ-124D3M	OEG	OEG_PCB 继电器	PCJ, 1 pole	1 Form A	5A 250VAC/28VDC	24VDC	UL, CSA, VDE	20.4*7.0*15
47051	PCJ-124D3MH	OEG	OEG_PCB 继电器	PCJ, 1 pole	1 Form A	5A 250VAC/28VDC	24VDC	UL, CSA, VDE	20.4*7.0*15



- 特点:**
- UL TV-5 and TV-8 rating relay.
  - 1 Form A触点排列
  - 纤细和标准线圈可适用
  - 应用包括器具, HVAC, CTV, 显示器, 应急照明。

UL File No. E58304  
CSA File No. LR48471  
SEMKO File No. 9722134, 9803052  
TUV File No. R9750487

Wiring Diagram (Bottom View)



触点数据@	20°C
安排:	1 Form A (SPST-NO).
材料:	AgSnO
最大开关率:	300 ops./min. (no load). 30 ops./min. (rated load).
预测机械寿命:	10million operations (no load).
预测电子寿命:	100,000 operations (rated load).
最小装载:	100mA @5VDC.
初触点电阻:	100 milliohms @ 1A,6VDC.

线圈数据

电压:	5 to 48VDC.
一般功率:	<b>SDT-LMR:</b> 250 mW <b>SDT-DMR:</b> 540 mW
线圈温度上升:	40°C max., at rated coil voltage.
最大线圈功率:	130% of nominal.
使用率:	Continuous.

环境数据

温度范围:	<b>Operating:</b>	-30°C to + 70°C.
冲击	<b>Mechanical:</b>	10 to 55 Hz., 1.5mm double amplitude
	<b>Operational:</b>	10 to 55 Hz., 1.5mm double amplitude.
振动	<b>Mechanical:</b>	1,000m/s <sup>2</sup> (100G approximately).
	<b>Operational:</b>	100m/s <sup>2</sup> (10G approximately).
工作湿度:		20 to 85% RH. (Non-condensing).

机械数据:	
末端:	Printed circuit terminals.
盒子 (94V-0 燃烧性规定值):	SDT-S: Snap-on dust cover (Flux-tight).
重量:	约0.99 oz (28g)

100Y 编号	厂商编号	制造厂商	说明	Type	Contact Arrangement	Contact Rating	Coil Voltage	Recognized Safety	Outline L*W*H
48135	SDT-S-112DMR	OEG	OEG_PCB 继电器	SDT-R, 1 pole	1 Form A, SPST-NO	8A	12VDC	UL, CSA, TUV, SEMKO	24*10*25
47052	SDT-S-112LMR	OEG	OEG_PCB 继电器	SDT-R, 1 pole	1 Form A, SPST-NO	5A	12VDC	UL, CSA, TUV, SEMKO	24*10*25
47053	SDT-S-124LMR	OEG	OEG_PCB 继电器	SDT-R, 1 pole	1 Form A, SPST-NO	5A	24VDC	UL, CSA, TUV, SEMKO	24*10*25



- 特点:**
- 设计为温箱、调制解调器、计算机外围, 录影记录和安全应用。
  - 1 Form C 触点排列.
  - IC 兼容性的低线圈功率需求.
  - 末端排列为网格图形.

UL File No. E82292  
CSA File No. LR48471

环境数据

温度范围:	<b>Operating:</b>	-40°C to +80°C.
冲击	<b>Mechanical:</b>	10 to 55 Hz., 1.5mm double amplitude
	<b>Operational:</b>	10 to 55 Hz., 1.5mm double amplitude.
振动	<b>Mechanical:</b>	500m/s <sup>2</sup> (50G approximately).
	<b>Operational:</b>	100m/s <sup>2</sup> (10G approximately).
工作湿度:		45 to 85% RH. (Non-condensing)

触点数据@	20°C
安排:	1 Form C (SPDT).
材料:	Gold overlay Silver Nickel Alloy.
最大开关率:	300 ops./min. (no load). 30 ops./min. (rated load).
预测机械寿命:	5 million operations (no load).
预测电子寿命:	100,000 operations (rated load).
最小装载:	1mA @ 1VDC.
初触点电阻:	50 milliohms @ 100mA, 6VDC.

初绝缘电阻	
在相互绝缘元素之间:	1,000M ohms min. @ 500VDC.



服务专线: 台湾: 886-3-5753170

传 真: 台湾: 886-3-5753172

E-mail: 台湾: sale@100y.com.tw

深圳: 86-755-83298787

深圳: 86-755-83640655

深圳: 100y@163.com

上海: 86-21-34123367 & 54151736 29-119

上海: 86-21-64605107

上海: 100y-1@163.com