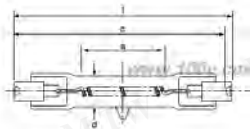


照明器具+灯泡+手电筒

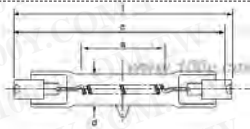
IWASAKI_仪器用灯泡

详细产品规格 - 请点击 cn.100y.com.tw



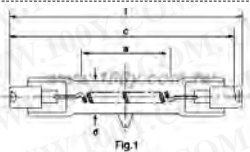
| Type | Reference or Substitute Lamp | Volts (V) | Watts (W) | Colour Temp (k) | Rated Av. life (hrs) | Dimensions (mm) | | | | Filament | Fig. No. |
|----------|------------------------------|-----------|-----------|-----------------|----------------------|-----------------|--------------------|--------|-----------------|----------|----------|
| | | | | | | M. D. | L. L. _a | M.O.L. | C to B. E. C | | |
| JC1000WS | P1/12 | 220/230 | 1000 | 3400 | 15 | 11.0 | 80 | 127.0 | 124 | C-8 | 1 |

| 100Y 编号 | 厂商编号 | 制造厂商 | 说明 | Voltage (V) | 瓦特数 (W) | 色温 K | 平均寿命 hr. |
|---------|------------------|---------|---------------|-------------|---------|-------|----------|
| 31770 | IWASAKI-JP1000WS | IWASAKI | IWASAKI_仪器用灯泡 | 220/230V | 1000W | 3400K | 15hr. |



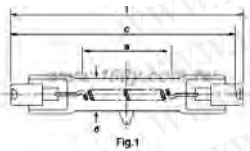
| Type | Reference or Substitute Lamp | Volts (V) | Watts (W) | Colour Temp (k) | Rated Av. life (hrs) | Dimensions (mm) | | | | Filament | Fig. No. |
|---------------|------------------------------|-----------|-----------|-----------------|----------------------|-----------------|--------------------|--------|-----------------|----------|----------|
| | | | | | | M. D. | L. L. _a | M.O.L. | C to B. E. C | | |
| JCD1000WS/DXN | DXN | 120 | 1000 | 30000 | 30 | 16.0 | 25 | 95.1 | 92.1 | CC-8 | 1 |

| 100Y 编号 | 厂商编号 | 制造厂商 | 说明 | Voltage (V) | 瓦特数 (W) | 色温 K | 平均寿命 hr. |
|---------|-----------------------|---------|---------------|-------------|---------|-------|----------|
| 31773 | IWASAKI-JPD1000WS/DXN | IWASAKI | IWASAKI_仪器用灯泡 | 120V | 1000W | 3400K | 30hr. |



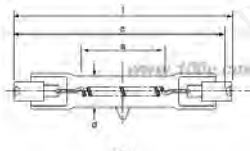
| Type | Reference or Substitute Lamp | Volts (V) | Watts (W) | Colour Temp (k) | Rated Av. life (hrs) | Dimensions (mm) | | | | Filament | Fig. No. |
|--------------|------------------------------|-----------|-----------|-----------------|----------------------|-----------------|--------------------|--------|-----------------|----------|----------|
| | | | | | | M. D. | L. L. _a | M.O.L. | C to B. E. C | | |
| JCD250W/DXM | DXM | 30 | 250 | 8400 | 12 | 14.0 | 8 | 59.6 | 56.6 | CC-8 | 1 |
| JCD375W/DWZ | DWZ | 30 | 375 | 7200 | 1000 | 14.0 | 10 | 79.3 | 79.3 | CC-8 | 1 |
| JCD420WC/FAL | FAL A1/227 | 120 | 420 | 11000 | 75 | 14.0 | 19 | 66.9 | 63.6 | CC-8 | 1 |
| JCD600WC/FCB | FCB A1/228 | 120 | 600 | 16250 | 75 | 14.0 | 19 | 93.6 | 90.2 | CC-8 | 1 |
| JCD600WC/FEA | FEA A1/228 | 240 | 600 | 15000 | 75 | 14.0 | 19 | 93.6 | 90.2 | CC-8 | 1 |
| JCD600WC/FEB | FEB A1/228 | 220/230 | 600 | 15000 | 75 | 14.0 | 19 | 93.6 | 90.2 | CC-8 | 1 |

| 100Y 编号 | 厂商编号 | 制造厂商 | 说明 | Voltage (V) | 瓦特数 (W) | 色温 K | 平均寿命 hr. | ANSI |
|---------|----------------------|---------|---------------|-------------|---------|-------|----------|------|
| 31755 | IWASAKI-JPD250W/DXM | IWASAKI | IWASAKI_仪器用灯泡 | 30V | 250W | 3400K | 12hr. | DXM |
| 31756 | IWASAKI-JPD375W/DWZ | IWASAKI | IWASAKI_仪器用灯泡 | 30V | 375W | 3000K | 1000hr. | DWZ |
| 31757 | IWASAKI-JPD420WC/FAL | IWASAKI | IWASAKI_仪器用灯泡 | 120V | 420W | 3200K | 75hr. | FAL |
| 31762 | IWASAKI-JPD600WC/FCB | IWASAKI | IWASAKI_仪器用灯泡 | 120V | 600W | 3200K | 75hr. | FCB |
| 31765 | IWASAKI-JPD600WC/FEA | IWASAKI | IWASAKI_仪器用灯泡 | 240V | 600W | 3200K | 75hr. | FEA |
| 31764 | IWASAKI-JPD600WC/FEB | IWASAKI | IWASAKI_仪器用灯泡 | 220/230V | 600W | 3200K | 75hr. | FEB |



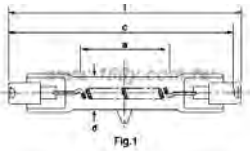
| Type | Reference or Substitute Lamp | Volts (V) | Watts (W) | Colour Temp (k) | Rated Av. life (hrs) | Dimensions (mm) | | | | Filament | Fig. No. |
|----------|------------------------------|-----------|-----------|-----------------|----------------------|-----------------|--------------------|--------|-----------------|----------|----------|
| | | | | | | M. D. | L. L. _a | M.O.L. | C to B. E. C | | |
| JCD650WC | | 220/230 | 650 | 3200 | 100 | 14.0 | 26 | 79.3 | 76.3 | CC-8 | 1 |
| | | 240 | 650 | 3200 | 100 | 14.0 | 26 | 79.3 | 76.3 | CC-8 | 1 |
| JCD650WS | | 220/230 | 650 | 3400 | 25 | 14.0 | 26 | 79.3 | 79.3 | CC-8 | 1 |
| | | 240 | 650 | 3400 | 25 | 14.0 | 26 | 79.3 | 79.3 | CC-8 | 1 |

| 100Y 编号 | 厂商编号 | 制造厂商 | 说明 | Voltage (V) | 瓦特数 (W) | 色温 K | 平均寿命 hr. |
|---------|------------------|---------|---------------|--------------|---------|-------|----------|
| 31759 | IWASAKI-JPD650WC | IWASAKI | IWASAKI_仪器用灯泡 | 220/230/240V | 650W | 3200K | 100hr. |
| 31760 | IWASAKI-JPD650WS | IWASAKI | IWASAKI_仪器用灯泡 | 220/230/240V | 650W | 3400K | 25hr. |



| Type | Reference or Substitute Lamp | Volts (V) | Watts (W) | Colour Temp (k) | Rated Av. life (hrs) | Dimensions (mm) | | | | Filament | Fig. No. |
|--------------|------------------------------|-----------|-----------|-----------------|----------------------|-----------------|--------------------|--------|-----------------|----------|----------|
| | | | | | | M. D. | L. L. _a | M.O.L. | C to B. E. C | | |
| JCD650WS/DWY | DWY P1/9 | 115/120 | 650 | 3400 | 25 | 14.0 | 25 | 79.3 | 76.3 | CC-8 | 1 |

| 100Y 编号 | 厂商编号 | 制造厂商 | 说明 | Voltage (V) | 瓦特数 (W) | 色温 K | 平均寿命 hr. |
|---------|----------------------|---------|---------------|-------------|---------|-------|----------|
| 31771 | IWASAKI-JPD650WS/DWY | IWASAKI | IWASAKI_仪器用灯泡 | 115/120V | 650W | 3400K | 25hr. |



| Type | Reference or Substitute Lamp | Volts (V) | Watts (W) | Colour Temp (k) | Rated Av. life (hrs) | Dimensions (mm) | | | | Filament | Fig. No. |
|--------------|------------------------------|-----------|-----------|-----------------|----------------------|-----------------|--------------------|--------|-----------------|----------|----------|
| | | | | | | M. D. | L. L. _a | M.O.L. | C to B. E. C | | |
| JCD800WC/DXX | DXX P2/13 | 220/230 | 800 | 20000 | 75 | 14.0 | 29 | 79.3 | 76.3 | CC-8 | 1 |
| | | 240 | 800 | 20000 | 75 | 14.0 | 29 | 79.3 | 76.3 | CC-8 | 1 |

| 100Y 编号 | 厂商编号 | 制造厂商 | 说明 | Voltage (V) | 瓦特数 (W) | 色温 K | 平均寿命 hr. | ANSI |
|---------|----------------------|---------|---------------|--------------|---------|-------|----------|------|
| 31761 | IWASAKI-JPD800WC/DXX | IWASAKI | IWASAKI_仪器用灯泡 | 220/230/240V | 800W | 3200K | 75hr. | DXX |



| Type | Reference or Substitute Lamp | Volts (V) | Watts (W) | Colour Temp (k) | Rated Av. life (hrs) | Dimensions (mm) | | Base | Filament | Fig. No. |
|-----------------|------------------------------|-----------|-----------|-----------------|----------------------|-----------------|--------|--------|----------|----------|
| | | | | | | M. D. | M.O.L. | | | |
| JCR12V50W20H/G1 | — | 12 | 50 | 3000 | 2000 | 50.0 | 42.0 | GZ6.35 | C-8 | 3 |

| 100Y 编号 | 厂商编号 | 制造厂商 | 说明 | Voltage (V) | 瓦特数 (W) | 色温 K | 灯座 | 平均寿命 hr. | 球径 * 全长(mm) |
|---------|-----------------|---------|-------------------------------------|-------------|---------|-------|-------------|----------|-------------|
| 1374 | JCR12V50W20H/G1 | IWASAKI | IWASAKI_EYE Projection Halogen Lamp | 12V | 50W | 3000K | MR16 GZ6.35 | 2000 | 50*42mm |



服务专线: 台湾: 886-3-5753170

深圳: 86-755-83298787

上海: 86-21-34970699

21-82

传 真: 台湾: 886-3-5753172

深圳: 86-755-83640655

上海: 86-21-64605107

E-mail: 台湾: sale@100y.com.tw

深圳: 100y@163.com

上海: 100y-1@163.com